



BDR Buildcon Limited

31, Jangpura Road, Bhogal,
New Delhi -110014, INDIA
Tel. : +91 11 2647 7771, 2647 7772
Website : www.bdrbuildcon.com
E-mail : info@bdrbuildcon.com
C/N : L70100DL2010PLC200749

04.01.2019

To,
Listing Department
National Stock Exchange of India Ltd
Exchange plaza, C-1, Block G,
Bandra Kurla Complex, Bandra (E)
Mumbai - 400 051

Sub: - Shareholding pattern for the Quarter ended on 31st December, 2018


Dear Sir,

Please find enclosed the Shareholding pattern of BDR Buildcon Limited for the quarter ended on 31st December, 2018 as per regulation 31(1) (b) of SEBI (Listing Obligations and Disclosure Requirements) Regulations, 2015.

You are requested to kindly take the same in your record.

Thanking you,

For **BDR BUILDCON LIMITED**




Rajesh Gupta
Managing Director
DIN: 00163932
Address: B-393, New Friends Colony
New Delhi-110 025

Holding of Specified Securities

Annexure - I

1. Name of Listed		BDR BUILDCON LIMITED	
2. Scrip Code/Name of Scrip/Class of		BDR/EQUITY	
3. Share Holding Pattern Filed under: Reg 31(1) (b) for the quarter ended on 31.12.2018			
a. If under 31(1)(b) then indicate the report for Quarter ending		31-12-18	
b. If under 31(1)(c) then indicate date of allotment/extinguishment		NA	
4. Declaration: The Listed entity is required to submit the following declaration to the extent of submission of information:-			
	Particulars	Yes*	No*
1	Whether the Listed Entity has issued any partly paid up shares?		✓
2	Whether the Listed Entity has issued any Convertible Securities or Warrants?		✓
3	Whether the Listed Entity has any shares against which depository receipts are issued?		✓
4	Whether the Listed Entity has any shares in locked-in?		✓
5	Whether any shares held by promoters are pledged or otherwise encumbered?		✓


* If the Listed Entity selects the option 'No' for the questions above, the columns for the partly paid up shares, Outstanding Convertible Securities/Warrants, depository receipts, locked-in shares, No of shares pledged or otherwise encumbered by promoters, as applicable, shall not be displayed at the time of dissemination on the Stock Exchange website. Also wherever there is 'No' declared by Listed Entity in above table the values will be considered as 'Zero' by default on submission of the format of holding of specified securities.



BDR BUILDCON LIMITED
Signature

Table I - SUMMARY STATEMENT HOLDING OF SPECIFIED SECURITIES

Category (I)	Category of shareholder (II)	No.s of Share holders (III)	No. of fully paid up Share held (IV)	No.s of Partly paid-up equity Share held (V)	No. of shares underlying Depository Receipts (VI)	Total nos. shares held (VII) = (IV)+(V)+(VI)	Shareholding as a % of total no. of shares (calculated as per SCRR, 1957) (VIII) As a % of (A+B+C2)	Number of Voting Rights held in each class of securities (IX)			Total as a % of (A+B+C)	No. of Shares Underlying Outstanding convertible securities (including Warrants) (X)	Shareholding, as a % assuming full conversion of convertible securities (as a % of diluted share capital) (XI) = (VII)+(X) As a % of (A+B+C2)	Number of Locked in shares (XII)		Number of Shares pledged or otherwise encumbered (XIII)		Number of equity shares held in dematerialized form (XIV)
								Class Equity X	Class Others Y	Total				No. (a)	As a % of total shares held (b)	No. (a)	As a % of total shares held (b)	
(A)	Promoter & Promoter Group	5	4344964	0	0	4344964	65.387	4344964	0	4344964	65.3870	0	0.0000	0	0.0000	0	0.0000	4344964
(B)	Public	5	2300036	0	0	2300036	34.613	2300036	0	2300036	34.6130	0	0.0000	0	0.0000	0	0.0000	2300036
(C)	Non Promoter-Non Public	0	0	0	0	0	0	0	0	0	0.0000	0	0.0000	0	0.0000	0	0.0000	0
(C1)	Shares underlying DRs	0	0	0	0	0	NA	0	0	0	0.0000	0	0.0000	0	0.0000	0	0.0000	0
(C2)	Shares held by Employee Trusts	0	0	0	0	0	0	0	0	0	0.0000	0	0.0000	0	0.0000	0	0.0000	0
	Total	10	6645000	0	0	6645000	6645000	6645000	0	6645000	100.0000	0	0.0000	0	0.0000	0	0.0000	6645000



Handwritten signature

Table II - STATEMENT SHOWING SHAREHOLDING PATTERN OF THE PROMOTER AND PROMOTER GROUP

Category & Name of the shareholders (i)	PAN (ii)	No of Share holders (iii)	No of fully paid up equity Shares held (iv)	Partly paid-up equity Share held (v)	No. of Shares underlying Depository Receipts (vi)	Total nos. shares held (iv)+(v)+(vi) (vii)	Shareholding % calculated as per SCRR, 1957 As a % of (A+B+C2) (viii)	Number of Voting Rights held in each class of securities (ix)			No. of Shares Underlying Outstanding convertible securities (including Warrants) (x)	Shareholding, as a % assuming full conversion of convertible securities (as a % of diluted share capital) (xi)=(vii)+(x) As a % of (A+B+C2)	Number of Locked in shares (xii)		Number of Shares pledged or otherwise encumbered (xiii)		Number of equity shares held in dematerialized form (xiv)
								Class Equity x	Class Others y	Total			Total as a % of Total Voting Rights	No. (a)	As a % of total shares held (b)	No. (a)	
1																	
(a)																	
Indian Individuals/Hindu undivided Family																	
RAJESH GUPTA	AAAPG7884Q	1	113433	0	0	113433	1.7070	113433	0	113433	0	1.7070	0	0.0000	0	0.0000	113433
RAJESH GUPTA	AAGR4688G	1	616659	0	0	616659	9.2800	616659	0	616659	0	9.2800	0	0.0000	0	0.0000	616659
RENU GUPTA	AFUPG6910N	1	1530000	0	0	1530000	23.0248	1530000	0	1530000	0	23.0248	0	0.0000	0	0.0000	1530000
SHASHANK GUPTA	AKAPG7459D	1	2075072	0	0	2075072	31.2276	2075072	0	2075072	0	31.2276	0	0.0000	0	0.0000	2075072
Total		4	4335164	0	0	4335164	65.2395	4335164	0	4335164	0	65.2395	0	0.0000	0	0.0000	4335164
(b)																	
Central Government/State Government(s)																	
Total		0	0	0	0	0	0.0000	0	0	0	0	0.0000	0	0.0000	0	0.0000	0
(c)																	
Financial Institutions/Banks																	
Total		0	0	0	0	0	0.0000	0	0	0	0	0.0000	0	0.0000	0	0.0000	0
(d)																	
Any Other (BODIES CORPORATE)																	
BDR BUILDERS AND DEVELOPERS PRIVATE LIMITED	AACCB3977G	1	9800	0	0	9800	0.1475	9800	0	9800	0	0.1475	0	0.0000	0	0.0000	9800
Total		1	9800	0	0	9800	0.1475	9800	0	9800	0	0.1475	0	0.0000	0	0.0000	9800
Sub-Total (A)(1)		5	4344964	0	0	4344964	65.3870	4344964	0	4344964	0	65.3870	0	0.0000	0	0.0000	4344964
2																	
Foreign																	
Individuals(Non-Resident Individuals/Foreign Individuals)																	
Total		0	0	0	0	0	0.0000	0	0	0	0	0.0000	0	0.0000	0	0.0000	0
(b)																	
Government																	
Total		0	0	0	0	0	0.0000	0	0	0	0	0.0000	0	0.0000	0	0.0000	0
(c)																	
Institutions																	
Total		0	0	0	0	0	0.0000	0	0	0	0	0.0000	0	0.0000	0	0.0000	0
(d)																	
Foreign Portfolio Investor																	
Total		0	0	0	0	0	0.0000	0	0	0	0	0.0000	0	0.0000	0	0.0000	0
Total		0	0	0	0	0	0.0000	0	0	0	0	0.0000	0	0.0000	0	0.0000	0

Table III - STATEMENT SHOWING SHAREHOLDING PATTERN OF THE PUBLIC SHAREHOLDER

Category & Name of the shareholders (i)	PAN (ii)	No.s of Share holders (iii)	No. of fully paid up equity Share held (iv)	Partly paid-up equity Share held (v)	No.s of shares underlying Depository Receipts (vi)	Total nos. held (vii) = (iv)+(v)+(vi)	Shareholding % calculated as per SCRR, 1997 As a % of (A+B+C2) (viii)	Number of Voting Rights held in each class of securities (ix)			Total as a % of Total Voting Rights	No. of Shares Outstanding convertible securities (including Warrants) (x)	Total Shareholding, as a % assuming full conversion of convertible securities as a percentage of diluted share capital (xi) = (vii)+(x) As a % of (A+B+C2)	Number of Locked in shares (xii)		Number of Shares pledged or otherwise encumbered (xiii)		Number of equity shares held in dematerialized form (xiv)	
								Class Equity x	Class Others y	Total				No. (a)	As a % of total shares held (b)	No. (c)	As a % of total shares held (d)		
1 Institutions																			
(a) Mutual Funds			0	0	0	0	0.0000	0	0	0	0	0.0000	0	0.0000	0	0.0000	NA	NA	0
(b) Venture Capital Funds			0	0	0	0	0.0000	0	0	0	0	0.0000	0	0.0000	0	0.0000	NA	NA	0
(c) Alternate Investment Funds			0	0	0	0	0.0000	0	0	0	0	0.0000	0	0.0000	0	0.0000	NA	NA	0
(d) Foreign Venture Capital Investors			0	0	0	0	0.0000	0	0	0	0	0.0000	0	0.0000	0	0.0000	NA	NA	0
(e) Foreign Portfolio Investors			0	0	0	0	0.0000	0	0	0	0	0.0000	0	0.0000	0	0.0000	NA	NA	0
(f) Financial Institutions/Banks			1	500000	0	500000	7.5245	500000	0	500000	7.5245	7.5245	0	0.0000	0	0.0000	NA	NA	500000
			1	500000	0	500000	7.5245	500000	0	500000	7.5245	7.5245	0	0.0000	0	0.0000	NA	NA	500000
(g) Insurance Companies			0	0	0	0	0.0000	0	0	0	0	0.0000	0	0.0000	0	0.0000	NA	NA	0
(h) Provident Funds/ Pension Funds			0	0	0	0	0.0000	0	0	0	0	0.0000	0	0.0000	0	0.0000	NA	NA	0
2 Central / State government(s)			1	500000	0	500000	7.5245	500000	0	500000	7.5245	7.5245	0	0.0000	0	0.0000	NA	NA	500000
(a) Central Government/ State Government(s)/President of India			0	0	0	0	0.0000	0	0	0	0	0.0000	0	0.0000	0	0.0000	NA	NA	0
3 Non-institutions			0	0	0	0	0.0000	0	0	0	0	0.0000	0	0.0000	0	0.0000	NA	NA	0
(a.1) Individuals - i. Individual shareholders holding nominal share capital up to Rs. 2 lakhs.			0	0	0	0	0.0000	0	0	0	0	0.0000	0	0.0000	0	0.0000	NA	NA	0
(b) NBFCs registered with RBI			0	0	0	0	0.0000	0	0	0	0	0.0000	0	0.0000	0	0.0000	NA	NA	0
(c) Employee Trusts			0	0	0	0	0.0000	0	0	0	0	0.0000	0	0.0000	0	0.0000	NA	NA	0
(d) Overseas Depositors (holding DRs) (balancing figure)			0	0	0	0	0.0000	0	0	0	0	0.0000	0	0.0000	0	0.0000	NA	NA	0
(e) Any Other(BODIES CORPORATE)			4	1800036	0	1800036	27.0886	1800036	0	1800036	27.0886	27.0886	0	0.0000	0	0.0000	NA	NA	1800036

Category & Name of the shareholders (i)	PAN (ii)	Nos of Share holders (iii)	No. of fully paid up equity Share held (iv)	Partly paid-up equity Share held (v)	Nos of shares underlying Depository Receipts (vi)	Total nos. shares held (vii)= (iv)+(v)+(vi)	Shareholding % calculated as per SCRR, 1957 As a % of (A+B+C2) (viii)	Number of Voting Rights held in each class of securities (ix)			Total as a % of Total Voting Rights	No. of Shares Outstanding convertible securities (including Warrants) (X)	Total Shareholding, assuming full conversion of convertible securities as a percentage of diluted share capital (XI)=(VII)+(X) As a % of (A+B+C2)	Number of Locked in shares (XII)		Number of Shares pledged or otherwise encumbered (XIII)		Number of equity shares held in dematerialized form (XIV)
								Class Equity x	Class Others y	Total				No. (a)	As a % of total shares held (b)	No. (or not applicabl e) (a)	As a % of total shares held (b)	
A&L MANAGEMENT CONSULTANTS PRIVATE LIMITED	AAHCA1481H	1	400008	0	0	400008	6.0197	400008	0	400008	6.0197	0	0.0000	NA	NA	400008		
M&J CONSULTANTS PVT.LTD	AAJDM1517G	1	733348	0	0	733348	11.0361	733348	0	733348	11.0361	0	0.0000	NA	NA	733348		
VERMA FINVEST PRIVATE LIMITED	AAECV2763L	1	566678	0	0	566678	8.5279	566678	0	566678	8.5279	0	0.0000	NA	NA	566678		
V&A MANAGEMENT CONSULTANTS PRIVATE LIMITED	AAOCV7706R	1	100002	0	0	100002	1.5049	100002	0	100002	1.5049	0	0.0000	NA	NA	100002		
SUB TOTAL (B)(3)		4	1800036	0	0	1800036	27.0886	1800036	0	1800036	27.0886	0	0.0000	NA	NA	1800036		
Total Public Shareholding (B) = (B)(1)+(B)(2)+(B)(3)		5	2300036	0	0	2300036	34.6130	2300036	0	2300036	34.6130	0	0.0000	NA	NA	2300036		

Details of the shareholders acting as persons in Concert including their Shareholding (No. and %):

Details of Shares which remain unclaimed may be given hear along with details such as number of shareholders, outstanding shares held in dematerialized suspense account, voting rights which are frozen etc.

Note:

- (1) PAN would not be displayed on website of Stock Exchange(s).
- (2) The above format needs to be disclosed along with the name of following persons: Institutions/Non Institutions holding more than 1% of total number of shares.
- (3) W.r.t. the information pertaining to Depository Receipts, the same may be disclosed in the respective columns to the extent information available and the balance to be disclosed as held by custodian.





Table IV - STATEMENT SHOWING SHAREHOLDING PATTERN OF THE NON PROMOTER - NON PUBLIC SHAREHOLDER

Category & Name of the shareholders (i)	PAN (ii)	No. of Share holders (iii)	No. of fully paid up equity Share held (iv)	Partly paid-up equity Share held (v)	No.s of underlying Depository Receipts (vi)	Total no. shares held (vii) = (iv)+(v)+(vi)	Shareholding % calculated as per SCRR,1957 As a % of (A+B+C2) (viii)	Number of Voting Rights held in each class of securities (ix)			Total of Total Voting Rights as a % of Total Voting Rights	No. of Underlying Outstanding convertible securities (including Warrants) (x)	Total Shareholding, as a % assuming full conversion of convertible securities, as a % of diluted share capital (xi) = (vii)+(x) As a % of (A+B+C2)	Number of Locked in shares (xii)		Number of Shares pledged or otherwise encumbered (xiii)		Number of equity shares held in dematerialized form (xiv)
								Class Equity x	Class Others y	Total				No. (a)	As a % of total shares held (b)	No. (Not applicabl e) (a)	As a % of total shares held (Not applicabl e) (b)	
1 Custodian/DR Holder		0	0	0	0	0	0.0000	0	0	0	0.0000	0	0	0	0.0000	NA	NA	0
Total Non Promoter- Non Public Shareholding (C)=(1)+(C2)		0	0	0	0	0	0.0000	0	0	0	0.0000	0	0	0	0.0000	NA	NA	0

Note

- (1) PAN would not be displayed on website of Stock Exchange(s).
- (2) The above format needs to disclose name of all holders holding more than 1% of total number of shares.
- (3) W.r.t. the information pertaining to Depository Receipts, the same may be disclosed in the respective columns to the extent information available.



Signature

Category & Name of the shareholders (i)	PAN (ii)	No of Share holders (iii)	No of fully paid up equity Shares held (iv)	Partly paid-up equity Share held (v)	No. of shares underlying Depository Receipts (vi)	Total nos. shares held (vii)=(iv)+(v)+(vi)	Shareholding % as per SCRR,1957 As a % of (A+B+C2) (viii)	Number of Voting Rights held in each class of securities (ix)			No. of Shares Underlying Outstanding convertible securities (including Warrants) (x)	Shareholding, as a % assuming full conversion of convertible securities as a % of diluted share capital) (xi)=(vii)+(x) As a % of (A+B+C2)	Number of Locked in shares (xii)		Number of Shares pledged or otherwise encumbered (xiii)		Number of equity shares held in dematerialized form (xiv)
								Class Equity x	Class Others y	Total			No. (a)	As a % of total shares held (b)	No. (a)	As a % of total shares held (b)	
Sub-Total (A)2		0	0	0	0	0	0.0000	0	0	0	0.0000	0	0.0000	0	0.0000	0	
Total Shareholding of Promoter and Promoter Group (A) = (A1)+(A)2		5	4344964	0	0	4344964	65.3870	4344964	0	4344964	65.3870	0	0.0000	0	0.0000	4344964	

Details of Shares which remain unclaimed may be given here along with details such as number of shareholders, outstanding shares held in demat/unclaimed suspense account, voting rights which are frozen etc.

Note: (1) PAN would not be displayed on website of Stock Exchanges.
(2) The term "Encumbrance" has the same meaning as assigned under regulation 28(3) of SEBI (Substantial Acquisition of Shares and Takeovers) Regulations, 2011.

