



BDR Buildcon Limited

31, Jangpura Road, Bhogal,
New Delhi -110014, INDIA
Tel. : +91 11 2647 7771, 2647 7772
Website : www.bdrbuildcon.com
E-mail : info@bdrbuildcon.com
C/N : L70100DL2010PLC200749

July 11, 2018

To,
Listing Department
National Stock Exchange of India Ltd
Exchange plaza, C-1, Block G,
Bandra Kurla Complex, Bandra (E)
Mumbai – 400 051

Sub: - Shareholding pattern for the Quarter ended on 30th June, 2018

Dear Sir,

Please find enclosed the Shareholding pattern of BDR Buildcon Limited for the quarter ended on 30th June, 2018 as per regulation 31(1) (b) of SEBI (Listing Obligations and Disclosure Requirements) Regulations, 2015.

You are requested to kindly take the same in your record.

Thanking you,

For **BDR BUILDCON LIMITED**




Rajesh Gupta
Managing Director
DIN: 00163932
Address: B-393, New Friends Colony
New Delhi-110 025

Holding of Specified Securities

Annexure - I

1. Name of Listed Entity:		BDR BUILDCON LIMITED	
2. Scrip Code/Name of Scrip/Class of Security		BDR/EQUITY	
3. Share Holding Pattern Filed under: Reg. 31(1)(b) for the quarter ended on 30.06.2018			
a. If under 31(1)(b) then indicate the report for Quarter ending		30.06.2018	
b. If under 31(1)(c) then indicate date of allotment/extinguishment		NA	
4. Declaration: The Listed entity is required to submit the following declaration to the extent of submission of information:-			
	Particulars	Yes*	No*
1	Whether the Listed Entity has issued any partly paid up shares?	-	✓
2	Whether the Listed Entity has issued any Convertible Securities or	-	✓
3	Whether the Listed Entity has any shares against which depository	-	✓
4	Whether the Listed Entity has any shares in locked-in?	-	✓
5	Whether any shares held by promoters are pledge or otherwise	-	✓

* If the Listed Entity selects the option 'No' for the questions above, the columns for the partly paid up shares, Outstanding Convertible Securities/Warrants, depository receipts, locked-in shares, No of shares pledged or otherwise encumbered by promoters, as applicable, shall not be displayed at the time of dissemination on the Stock Exchange website. Also wherever there is 'No' declared by Listed Entity in above table the values will be considered as 'Zero' by default on submission of the format of holding of specified securities.



[Handwritten Signature]

Table 1 - SUMMARY STATEMENT HOLDING OF SPECIFIED SECURITIES

Category	Category of shareholder (ii)	No.s of Share holder (iii)	No. of fully paid up equity Share held (iv)	No.s of Partly paid-up equity Share held (v)	No. of shares under Depo sitory Receipts (vi)	Total nos. shares held (vii)=(iv)+(v)+(vi)	Shareholdin g as a % of total no. of shares (calculated as per SCRR,1957) (viii) As a % of (A+B+C2)	Number of Voting Rights held in each class of securities (ix)			No. of Shares Underlyin g Outstanding convertible securities (including Warrants) (x)	Shareholding, as a % assuming full conversion of convertible securities (as a % of diluted share capital) (xi)=(vii)+(x) As a % of (A+B+C2)	Number of Locked in shares (xii)		Number of Shares pledged or otherwise encumbered (xiii)		Number of equity shares held in demateria lized form (xiv)
								Class Equity x	Class Others y	Total			Total as a % of (A+B+C)	No. (a)	As a % of total shares held (b)	No. (a)	
(A)	Promoter & Promoter	5	43,44,964	0	0	43,44,964	65.387	43,44,964	0	43,44,964	65.387	0	0.0000	NA	NA	43,44,964	
(B)	Public	5	23,00,036	0	0	23,00,036	34.613	23,00,036	0	23,00,036	34.613	0	0.0000	NA	NA	23,00,036	
(C)	Non Promoter- Non Public	0	0	0	0	0	0	0	0	0	0.000	0	0.0000	NA	NA	0	
(C1)	Shares underlying DRS	0	0	0	0	0	NA	0	0	0	0.000	0	0.0000	NA	NA	0	
(C2)	Shares held by Employee Trusts	0	0	0	0	0	0	0	0	0	0.000	0	0.0000	NA	NA	0	
	Total	10	66,45,000	0	0	66,45,000	100	66,45,000	0	66,45,000	100.000	0	0.0000			66,45,000	





Table II - STATEMENT SHOWING SHAREHOLDING PATTERN OF THE PROMOTER AND PROMOTER GROUP

Category & Name of the shareholders (i)	PAN (ii)	No of Shares held (iii)	No of fully paid up Shares held (iv)	Partly paid-up equity Share held (v)	No. of shares underlying Depository Receipts (vi)	Total nos. held (vii)= (iv)+(v)+(vi)	Shareholding % calculate d as per SCRR, 1957 (viii) As a % of (A+B+C2)	Number of Voting Rights held in each class of securities (ix)			Total as a % of (A+B+C)	No. of Shares Underlying Outstanding convertible securities (including Warrants) (x)	Shareholding, as a % assuming full conversion of convertible securities (as a % of diluted share capital) (xi)=(vii)+(x) As a % of (A+B+C2)	Number of Locked in Shares (xii)		Number of Shares pledged or otherwise encumbered (xiii)		Number of equity shares held in dematerialized form (xiv)
								Class Equity x	Class Others y	Total				No. (a)	As a % of total shares held (b)	No. (a)	As a % of total shares held (b)	
1 Indian																		
(a) Individuals/Hindu undivided Family																		
SHASHANK GUPTA AKAPG7459D		1	2075072	0	0	2075072	31.23	2075072	0	2075072	31.23	0	0.0000	0	0.0000	0	0.0000	2075072
RAJESH GUPTA AAAPG7884Q		1	13433	0	0	113433	1.71	113433	0	113433	1.7070	0	0.0000	0	0.0000	0	0.0000	113433
RAJESH GUPTA AAGHR4685G		1	616659	0	0	616659	9.28	616659	0	616659	9.2800	0	0.0000	0	0.0000	0	0.0000	616659
HUF RENU GUPTA AFUPG6910N		1	30000	0	0	1530000	23.02	1530000	0	1530000	0.4515	0	0.0000	0	0.0000	0	0.0000	1530000
Total		4	4335164	0	0	4335164	65.24	4335164	0	4335164	65.24	0	0.0000	0	0.0000	0	0.0000	4335164
(b) Central Government/State Government(s)																		
Total		0	0	0	0	0	0.0000	0	0	0	0.0000	0	0.0000	0	0.0000	0	0.0000	0
(c) Financial Institutions/Banks																		
Total		0	0	0	0	0	0.0000	0	0	0	0.0000	0	0.0000	0	0.0000	0	0.0000	0
(d) Any Other(BODIES CORPORATE) AND DEVELOPERS PRIVATE LIMITED																		
BDR BUILDERS AACCB3977G		1	9800	0	0	9800	0.15	9800	0	9800	0.1475	0	0.0000	0	0.0000	0	0.0000	9800
Total		1	9800	0	0	9800	0.1475	9800	0	9800	0.1475	0	0.0000	0	0.0000	0	0.0000	9800
2 Foreign																		
(a) Individuals/Non-Resident Individuals/Foreign Individuals)																		
Total		0	0	0	0	0	0.0000	0	0	0	0.0000	0	0.0000	0	0.0000	0	0.0000	0
(b) Government																		
Total		0	0	0	0	0	0.0000	0	0	0	0.0000	0	0.0000	0	0.0000	0	0.0000	0
(c) Institutions																		
Total		0	0	0	0	0	0.0000	0	0	0	0.0000	0	0.0000	0	0.0000	0	0.0000	0
(d) Foreign Portfolio Investor																		
Total		0	0	0	0	0	0.0000	0	0	0	0.0000	0	0.0000	0	0.0000	0	0.0000	0
Sub-Total (A)2)		0	0	0	0	0	0.0000	0	0	0	0.0000	0	0.0000	0	0.0000	0	0.0000	0
Total Shareholding of Promoter and Promoter Group (A) = (A1)+(A)2)		5	4344964	0	0	4344964	65.3870	4344964	0	4344964	65.3870	0	0.0000	0	0.0000	0	0.0000	4344964



Handwritten signature/initials.

Table III - STATEMENT SHOWING SHAREHOLDING PATTERN OF THE PUBLIC SHAREHOLDER

Category & Name of the Shareholders (i)	PAN (ii)	Nos of Share holders (iii)	No. of fully paid up equity Share held (iv)	Partly paid-up equity Share held (v)	Nos. of Shares underlying Depository Receipts (vi)	Total nos. shares held (vii) = (iv)+(v)+(vi)	Shareholding % (viii) = $\frac{(vii) \times 100}{(A+B+C)}$ As a % of (A+B+C)	Number of Voting Rights (ix)			Total as a % of Total Voting Rights (x)	No. of Shares Underlying Outstanding convertible securities (including Warrants) (xi)	Total Shareholding as a % assuming full conversion of convertible securities as a percentage of diluted share capital (xii) = $\frac{(vii)+(xi)}{(A+B+C)}$ As a % of (A+B+C)	Number of Locked in shares (xiii)		Number of Shares pledged or otherwise encumbered (xiv)		Number of equity shares held in dematerialized form (xv)
								Class Equity x	Class Others y	Total				(a) No. of shares held	(b) As a % of total applicable	(a) No. (Not applicable)	(b) As a % of total shares held	
1 Institutions																		
(a) Mutual Funds		0	0	0	0	0	0.0000	0	0	0	0.0000	0	0.0000	0	0.0000	0	0.0000	0
(b) Venture Capital Funds		0	0	0	0	0	0.0000	0	0	0	0.0000	0	0.0000	0	0.0000	0	0.0000	0
(c) Alternate Investment Funds		0	0	0	0	0	0.0000	0	0	0	0.0000	0	0.0000	0	0.0000	0	0.0000	0
(d) Foreign Venture Capital Investors		0	0	0	0	0	0.0000	0	0	0	0.0000	0	0.0000	0	0.0000	0	0.0000	0
(e) Foreign Portfolio Investors		0	0	0	0	0	0.0000	0	0	0	0.0000	0	0.0000	0	0.0000	0	0.0000	0
(f) Financial Institution/Banks		1	500000	0	0	500000	7.5245	500000	0	500000	7.5245	0	7.5245	0	0.0000	0	0.0000	500000
(g) NEXT ORBIT VENTURES FUND	AA8TN7872J	1	500000	0	0	500000	7.5245	500000	0	500000	7.5245	0	7.5245	0	0.0000	0	0.0000	500000
(h) Insurance Companies		0	0	0	0	0	0.0000	0	0	0	0.0000	0	0.0000	0	0.0000	0	0.0000	0
(i) Provident Funds/ Pension Funds		0	0	0	0	0	0.0000	0	0	0	0.0000	0	0.0000	0	0.0000	0	0.0000	0
SUB TOTAL (B)(1)		1	500000	0	0	500000	7.5245	500000	0	500000	7.5245	0	7.5245	0	0.0000	0	0.0000	500000
2 Central / State government(s)																		
(a) Central Government/ State Government(s) President of India		0	0	0	0	0	0.0000	0	0	0	0.0000	0	0.0000	0	0.0000	0	0.0000	0
SUB TOTAL (B)(2)		0	0	0	0	0	0.0000	0	0	0	0.0000	0	0.0000	0	0.0000	0	0.0000	0
3 Non-Institutions																		
(a) Individuals - i. Individual shareholders holding nominal share capital up to Rs. 2 lakhs.		0	0	0	0	0	0.0000	0	0	0	0.0000	0	0.0000	0	0.0000	0	0.0000	0
INDIVIDUAL - ii. Individual shareholders holding nominal share capital in excess of Rs. 2 lakhs.		0	0	0	0	0	0.0000	0	0	0	0.0000	0	0.0000	0	0.0000	0	0.0000	0
(b) NBFCs registered with RBI		0	0	0	0	0	0.0000	0	0	0	0.0000	0	0.0000	0	0.0000	0	0.0000	0
(c) Employee Trusts		0	0	0	0	0	0.0000	0	0	0	0.0000	0	0.0000	0	0.0000	0	0.0000	0
(d) Overseas Depositories (holding DRs) (balancing figure)		0	0	0	0	0	0.0000	0	0	0	0.0000	0	0.0000	0	0.0000	0	0.0000	0
(e) Any Other (BODIES CORPORATE)		4	1800036	0	0	1800036	27.0886	1800036	0	1800036	27.0886	0	27.0886	0	0.0000	0	0.0000	1800036
1 ABLE MANAGEMENT CONSULTANTS PRIVATE LIMITED	AAHCA148IH	1	400008	0	0	400008	6.0197	400008	0	400008	6.0197	0	6.0197	0	0.0000	0	0.0000	400008
2 MRJ CONSULTANTS PVT LTD	AADCMI1517G	1	733348	0	0	733348	11.0361	733348	0	733348	11.0361	0	11.0361	0	0.0000	0	0.0000	733348
3 VERMA FINEST PRIVATE LIMITED	AAECV2763L	1	566678	0	0	566678	8.5279	566678	0	566678	8.5279	0	8.5279	0	0.0000	0	0.0000	566678
4 VIABLE MANAGEMENT CONSULTANTS PRIVATE LIMITED	AAACCV7708R	1	100002	0	0	100002	1.5049	100002	0	100002	1.5049	0	1.5049	0	0.0000	0	0.0000	100002
SUB TOTAL (B)(3)		4	1800036	0	0	1800036	27.0886	1800036	0	1800036	27.0886	0	27.0886	0	0.0000	0	0.0000	1800036
Total Public Shareholding (B) = (B)(1)+(B)(2)+(B)(3)		5	2300036	0	0	2300036	34.6130	2300036	0	2300036	34.6130	0	34.6130	0	0.0000	0	0.0000	2300036

Table IV - STATEMENT SHOWING SHAREHOLDING PATTERN OF THE NON PROMOTER - NON PUBLIC SHAREHOLDER

Category & Name of the shareholders (i)	PAN (ii)	No. of Share holders (iii)	No. of fully paid up Share held (iv)	Partly paid-up equity Share held (v)	No.s of shares underlying Depository Receipts (vi)	Total no. shares held (vii)=(iv)+(v)+(vi)	Shareholding % calculated as per SCRR, 1957 (viii) As a % of (A+B+C2)	Number of Voting Rights (ix)			Total as a % of (A+B+C)	No. of Shares Underlying Outstanding convertible securities (including Warrants) (x)	Total Shareholding, as a % assuming full conversion of convertible securities as a % of diluted share capital (xi)=(vii)+(x) As a % of (A+B+C2)	Number of Locked in shares (xii)	Number of Shares pledged or otherwise encumbered (xiii)	Number of equity shares held in dematerialized form (xiv)	
								No of Voting Rights	Class Equity x	Class Others y							
1 Custodian/DR Holder		0	0	0	0	0	0.0000	0	0	0	0.0000	0	0	0.0000	NA	NA	0
2 Employee Benefit Trust (Share based Employee Benefit) Regulations, 2014)		0	0	0	0	0	0.0000	0	0	0	0.0000	0	0	0.0000	NA	NA	0
Total Non Promoter- Non Public Shareholding		0	0	0	0	0	0.0000	0	0	0	0.0000	0	0	0.0000	NA	NA	0

Registrar of Companies
MUMBAI